



WASHINGTON INTERNATIONAL BUSINESS COUNCIL Year in Review & Look Ahead

RED FLAG

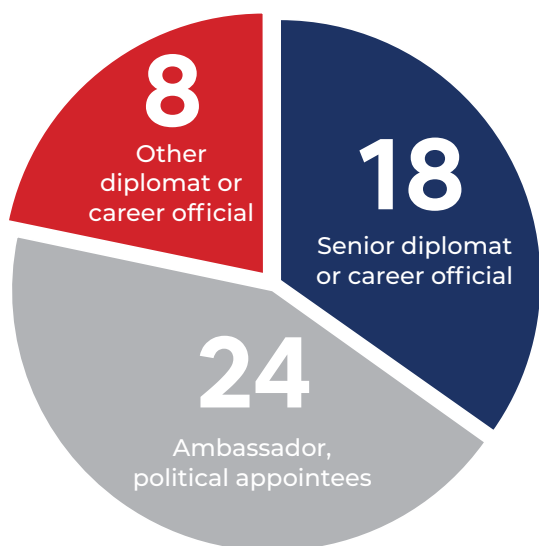
2021: WIBC BY THE NUMBERS

TOTAL MEETINGS

46

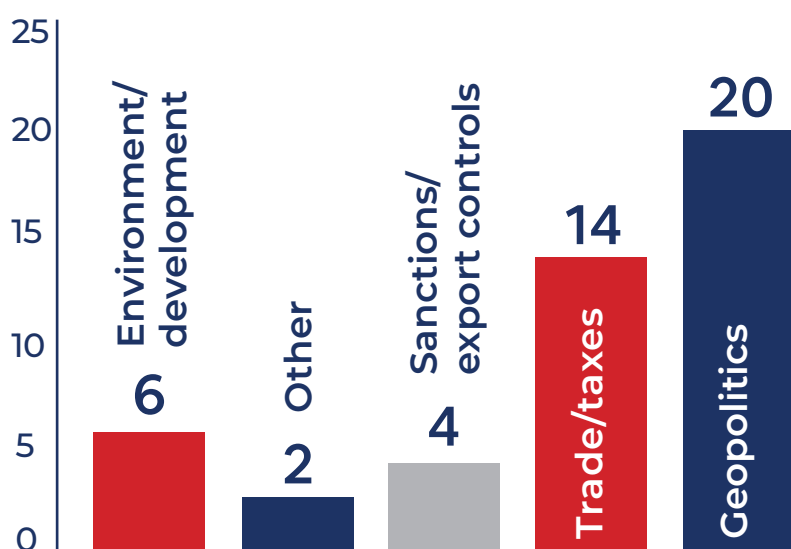
Washington International
Business Council meetings
(up from 44 in 2020)

50 SPEAKERS

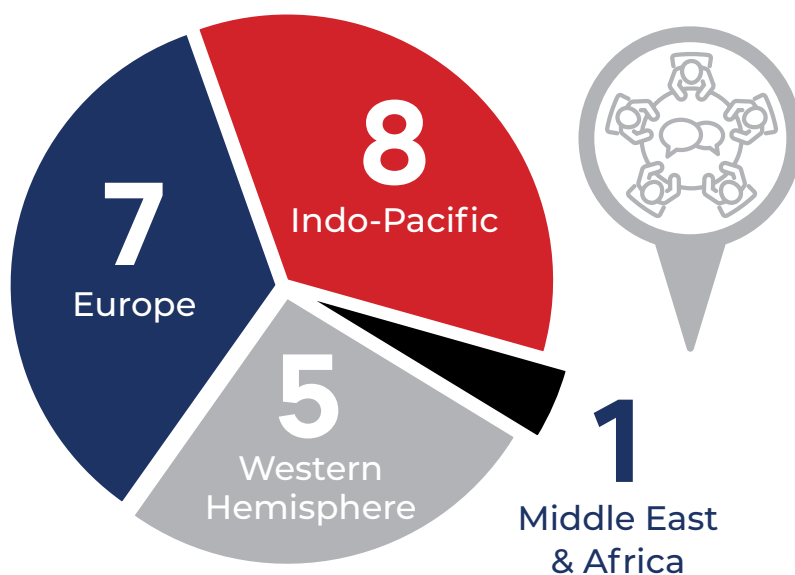


Representing 13 foreign
embassies, 11 U.S. agencies,
Congress, international
organizations, and more

MEETINGS BY TOPIC



MEETINGS BY REGION



www.ibgc.com

RED FLAG

2022: ON WIBC'S RADAR

MOST REQUESTED ISSUES

1



Trade

2



Climate/
Environment

3



Sanctions

4



Technology/Data

5



Geopolitics/
Foreign Risk

6



Taxes

7



Energy policy

8



COVID-19

9



Export controls

10



Agriculture/
Food Policy

11



Supply chain

12



Infrastructure
policy

Honorable mentions: Regulatory affairs, tariffs and exemptions, climate/carbon, forced labor

TOP MARKETS

1. China
2. Mexico
3. Brazil
4. India
5. Japan
6. Russia
7. Canada
8. Colombia
9. Indonesia

Tied for 10th place: UK, France, Turkey, Saudi Arabia, Singapore, South Korea, Vietnam



PRIORITY ORGANIZATIONS

1. State Department
2. USTR
3. Commerce Department
4. Foreign embassies
5. White House
6. Congress
7. USDA
8. Department of Energy
9. Department of Health and Human Services
10. World Trade Organization
11. Organization for Economic Cooperation and Development
12. United Nations

